


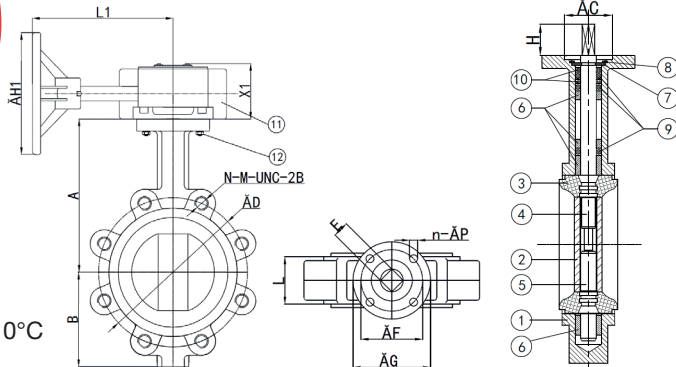
ART 135GB ANSI

ANSI 150 Ductile Iron Butterfly Valve Lugged and Tapped



Features

- Flange mounting ANSI Class 150 (B16.42)
- BS5155 (BS EN 593)
- ISO 5211 direct mount
- Epoxy coat finish
- MSS-SP-67



Technical data

Max pressure: 17.2 Bar

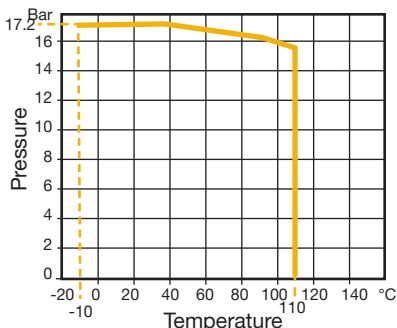
Working temp: -10°C to +110°C

DN	50	65	80	100	125	150	200	250	300
A	142.0	154.5	161.0	180.0	193.0	205.0	250.0	282.0	326.0
B	60	70	85	104	120	135	171	205	248
C	56	56	56	56	56	56	71	71	71
D1	125	145	160	180	210	240	295	355	410
E	11	11	11	11	14	14	17	22	22
F	70	70	70	70	70	70	102	102	102
G	90	90	90	90	90	90	125	125	125
H	19	19	19	19	19	19	25	30	30
H1	134	134	134	134	134	134	215	215	215
L	41.4	44.0	44.6	51.4	53.8	55.1	59.5	65.0	75.9
L1	145	145	145	145	145	145	216	216	216
X1	62	62	62	62	62	62	71	71	71
N-M-UNC-2B	4-5/8-11 UNC-2B	4-5/8-11 UNC-2B	4-5/8-11 UNC-2B	8-5/8-11 UNC-2B	8-3/4-10 UNC-2B	8-3/4-10 UNC-2B	8-3/4-10 UNC-2B	12-7/8-9 UNC-2B	12-7/8-9 UNC-2B
N-Äp	4-10	4-10	4-10	4-10	4-10	4-10	4-12	4-12	4-12
Torque	19	21	28	43	60	91	194	295	412
Kv	118	258	510	926	1500	2170	3842	5014	9230
Kgs	5.35	5.75	6.05	7.70	8.50	9.75	17.60	26.40	35.10

We strongly advise gearbox on all 8", 10" and 12" valves.

N. Part Name Materials

1	Body	Ductile Iron GGG40
2	Disc	Stainless Steel 316 (CF8M)
3	Seat	WRAS EPDM
4	Upper Shaft	Stainless Steel 420
5	Lower Shaft	Stainless Steel 420
6	Bushing	PTFE
7	Cotter Pin	Spring Steel 65Mn
8	Circlip	Spring Steel 65Mn
9	O-Ring	WRAS EPDM
10	Ring	Nylon 6 PA6
11	Gearbox	Aluminium AL102
12	Bolt	Stainless Steel 304



V1. Dimensions in mm

This data sheet is designed as a guide and should not be regarded as wholly accurate in every detail. We reserve the right to amend the specification of any product without notice.